



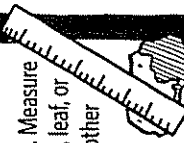










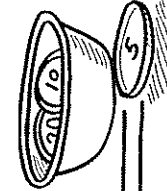
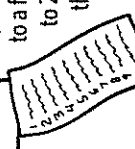



# LEARNING ACTIVITY CALENDAR

**Note to Parents:** Fill in the months and dates, and use these activities to give your child a daily dose of learning fun.

MONDAY	TUESDAY	WEDNESDAY	THURSDAY	FRIDAY
<p>Write 5-10 spelling words on index cards, one per card, and cut them in half. Mix the cards up, and see how fast you can put the words back together.</p> 	<p>Put empty tin cans of different sizes upside down in the rain. Compare the sounds made when raindrops hit each can. Which is the highest? The lowest?</p> 	<p>Pick a country. Find two interesting facts about it by looking in an encyclopedia or online at <a href="http://www.countryreports.org">www.countryreports.org</a>.</p> 	<p>Check out a wordless picture book from the library, and make up a story to go with the pictures. You might try <i>Follow Carl!</i> by Alexandra Day.</p> 	<p>Take a ruler outside. Measure the length of a rock, leaf, or stick. Try to find another object the same length.</p> 
<p>Create a code, and use it to write secret messages to a friend. <i>Example:</i> 1 = A, 2 = B, 3 = C. "Hello" would be 8-5-12-12-15.</p> 	<p>With a parent, sister, or brother, take turns reading a book based on the roll of a die. For example, if you roll a two, read two pages.</p> 	<p>Read news stories and look for where they took place. Find the locations on a map or in an atlas.</p> 	<p>Build a robot. Use empty spools of thread, paper clips, aluminum foil, and craft supplies like construction paper, markers, and tape.</p> 	<p>Write a better magazine ad. Think of new adjectives to make a product sound even more appealing.</p> 
<p>Look at sales coupons in the newspaper. Find the three that, when added together, would save the most money.</p> 	<p>Take turns saying words backward and guessing what the real word is. <i>Examples:</i> Redbackward would be pronounced <i>der</i>; spin would be <i>nips</i>.</p> 	<p>Fold a sheet of paper in half, open it, and paint half a butterfly on one side. Quickly refold the paper and press down. Then, open it up to reveal a whole butterfly!</p> 	<p>Make coin towers by stacking pennies, dimes, nickels, or quarters as high as you can. When your tower tumbles, add up the total.</p> 	<p>Choose music for your family to listen to during dinner. Try a variety (rock, hip-hop, country). Tell who the singer is and the name of each song.</p>
<p>Write biographies for things around the house. <i>Example:</i> "I am Joe's baseball mitt. He got me for his birthday in July..."</p> 	<p>Write numbers on plastic lids (10, 15, 20, 25). Stand 5-10 feet from a bucket and try to toss the lids in. Score points for the lids that land inside.</p> 	<p>Organize your family's grocery list by food group: grains; fruits; vegetables; milk/dairy; meat and beans. How many items do you need in each group?</p>	<p>List 10 objects (gum, pony, telephone), and read the list to a friend. Have him count to 20 and try to name all the items. Then, switch roles.</p> 	<p>Make words using the letters from the title of your favorite book. <i>Example:</i> For <i>Pippi Longstocking</i>, you might find <i>sting</i>, <i>sock</i>, and <i>plot</i>.</p> 
<p>Make puppets by drawing faces on old socks with washable markers. Use them to put on a funny puppet show about lost socks.</p> 