

**The New Standing Order for Medications with Parental Permission form is now linked above.**

# Food Allergy Action Plan

## Emergency Care Plan

Place  
Student's  
Picture  
Here

Name: \_\_\_\_\_ D.O.B.: \_\_\_\_/\_\_\_\_/\_\_\_\_

Allergy to: \_\_\_\_\_

Weight: \_\_\_\_\_ lbs. Asthma:  Yes (higher risk for a severe reaction)  No

Extremely reactive to the following foods: \_\_\_\_\_

### THEREFORE:

- If checked, give epinephrine immediately for ANY symptoms if the allergen was *likely* eaten.
- If checked, give epinephrine immediately if the allergen was *definitely* eaten, even if no symptoms are noted.

### Any SEVERE SYMPTOMS after suspected or known ingestion:

#### One or more of the following:

- LUNG: Short of breath, wheeze, repetitive cough
- HEART: Pale, blue, faint, weak pulse, dizzy, confused
- THROAT: Tight, hoarse, trouble breathing/swallowing
- MOUTH: Obstructive swelling (tongue and/or lips)
- SKIN: Many hives over body

#### Or combination of symptoms from different body areas:

- SKIN: Hives, itchy rashes, swelling (e.g., eyes, lips)
- GUT: Vomiting, diarrhea, crampy pain



### 1. INJECT EPINEPHRINE IMMEDIATELY

2. Call 911
3. Begin monitoring (see box below)
4. Give additional medications:\*
  - Antihistamine
  - Inhaler (bronchodilator) if asthma

\*Antihistamines & inhalers/bronchodilators are not to be depended upon to treat a severe reaction (anaphylaxis). USE EPINEPHRINE.

### MILD SYMPTOMS ONLY:

- MOUTH: Itchy mouth
- SKIN: A few hives around mouth/face, mild itch
- GUT: Mild nausea/discomfort



### 1. GIVE ANTIHISTAMINE

2. Stay with student; alert healthcare professionals and parent
3. If symptoms progress (see above), USE EPINEPHRINE
4. Begin monitoring (see box below)

### Medications/Doses

Epinephrine (brand and dose): \_\_\_\_\_

Antihistamine (brand and dose): \_\_\_\_\_

Other (e.g., inhaler-bronchodilator if asthmatic): \_\_\_\_\_

### Monitoring

**Stay with student; alert healthcare professionals and parent.** Tell rescue squad epinephrine was given; request an ambulance with epinephrine. Note time when epinephrine was administered. A second dose of epinephrine can be given 5 minutes or more after the first if symptoms persist or recur. For a severe reaction, consider keeping student lying on back with legs raised. Treat student even if parents cannot be reached. See back/attached for auto-injection technique.

Parent/Guardian Signature \_\_\_\_\_

Date \_\_\_\_\_

Physician/Healthcare Provider Signature \_\_\_\_\_

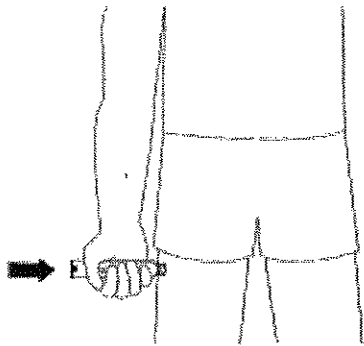
Date \_\_\_\_\_

### EpiPen® (epinephrine) Auto-Injector Directions

- First, remove the EpiPen® (epinephrine) Auto-Injector from the plastic carrying case
- Pull off the blue safety release cap



- Hold orange tip near outer thigh (always apply to thigh)



- Swing and firmly push orange tip against outer thigh. Hold on thigh for approximately 10 seconds.

Remove EpiPen® (epinephrine) Auto-Injector and massage the area for 10 more seconds.

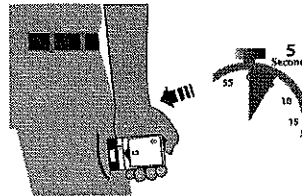
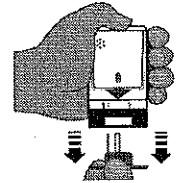


EpiPen®, EpiPen 2-Pak®, and EpiPen Jr 2-Pak® are registered trademarks of Mylan Inc. licensed exclusively to its wholly-owned subsidiary, Mylan Specialty LP.

### Auvi-Q™ (epinephrine injection, USP) Directions

Remove the outer case of Auvi-Q. This will automatically activate the voice instructions.

Pull off RED safety guard.

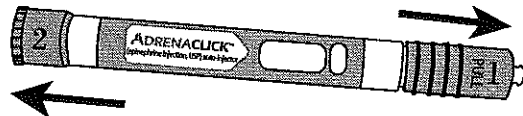


Place black end against outer thigh, then press firmly and hold for 5 seconds.

**Auvi-Q™**  
epinephrine injection, USP  
0.15 mg/0.3 mg auto-injectors

© 2002-2013 sanofi-aventis U.S. LLC. All rights reserved.

### Adrenaclick® 0.3 mg and Adrenaclick® 0.15 mg Directions



Remove GREY caps labeled "1" and "2."



Place RED rounded tip against outer thigh, press down hard until needle penetrates. Hold for 10 seconds, then remove.

**A food allergy response kit should contain at least two doses of epinephrine, other medications as noted by the student's physician, and a copy of this Food Allergy Action Plan.**

**A kit must accompany the student if he/she is off school grounds (i.e., field trip).**

### Contacts

Call 911 • Rescue squad: (\_\_\_\_) \_\_\_\_\_ - \_\_\_\_\_ Doctor: \_\_\_\_\_ Phone: (\_\_\_\_) \_\_\_\_\_ - \_\_\_\_\_  
Parent/Guardian: \_\_\_\_\_ Phone: (\_\_\_\_) \_\_\_\_\_ - \_\_\_\_\_

### Other Emergency Contacts

Name/Relationship: \_\_\_\_\_ Phone: (\_\_\_\_) \_\_\_\_\_ - \_\_\_\_\_  
Name/Relationship: \_\_\_\_\_ Phone: (\_\_\_\_) \_\_\_\_\_ - \_\_\_\_\_

## Asthma Treatment Plan Patient/Parent Instructions



The PACNJ Asthma Treatment Plan is designed to help everyone understand the steps necessary for the individual patient to achieve the goal of controlled asthma.

### 1. Patients/Parents/Guardians: Before taking this form to your Health Care Provider:

Complete the top left section with:

- Patient's name
- Patient's date of birth
- Patient's doctor's name & phone number
- Parent/Guardian's name & phone number
- An Emergency Contact person's name & phone number

### 2. Your Health Care Provider will:

Complete the following areas:

- The effective date of this plan
- The medicine information for the Healthy, Caution and Emergency sections
- Your Health Care Provider will check the box next to the medication and check how much and how often to take it
- Your Health Care Provider may check "OTHER" and:
  - ❖ Write in asthma medications not listed on the form
  - ❖ Write in additional medications that will control your asthma
  - ❖ Write in generic medications in place of the name brand on the form
- Together you and your Health Care Provider will decide what asthma treatment is best for you or your child to follow.

### 3. Patients/Parents/Guardians & Health Care Providers together:

Discuss and then complete the following areas:

- Patient's peak flow range in the Healthy, Caution and Emergency sections on the left side of the form
- Patient's asthma triggers on the right side of the form
- For Minors Only section at the bottom of the form: Discuss your child's ability to self-administer the inhaled medications, check the appropriate box, and then both you and your Health Care Provider must sign and date the form

### 4. Parents/Guardians: After completing the form with your Health Care Provider:

- Make copies of the Asthma Treatment Plan and give the signed original to your child's school nurse or child care provider
- Keep a copy easily available at home to help manage your child's asthma
- Give copies of the Asthma Treatment Plan to everyone who provides care for your child, for example: babysitters, before/after school program staff, coaches, scout leaders

**This Asthma Treatment Plan is meant to assist, not replace, the clinical decision-making required to meet individual patient needs. Not all asthma medications are listed and the generic names are not listed.**

#### Disclaimers:

The use of this Website/PACNJ Asthma Treatment Plan and its content is at your own risk. The content is provided on an "as is" basis. The American Lung Association of the Mid-Atlantic (ALAM-A), the Pediatric/Adult Asthma Coalition of New Jersey and all affiliates disclaim all warranties, express or implied, statutory or otherwise, including but not limited to the implied warranties or merchantability, non-infringement of third parties' rights, and fitness for a particular purpose.

ALAM-A makes no representations or warranties about the accuracy, reliability, completeness, currency, or timeliness of the content. ALAM-A makes no warranty, representation or guaranty that the information will be uninterrupted or error free or that any defects can be corrected.

In no event shall ALAM-A be liable for any damages (including, without limitation, incidental and consequential damages, personal injury/wrongful death, lost profits, or damages resulting from data or business interruption) resulting from the use or inability to use the content of this Asthma Treatment Plan whether based on warranty, contract, tort or any other legal theory, and whether or not ALAM-A is advised of the possibility of such damages. ALAM-A and its affiliates are not liable for any claim, whatsoever, caused by your use or misuse of the Asthma Treatment Plan, nor of this website.

The Pediatric/Adult Asthma Coalition of New Jersey, sponsored by the American Lung Association of New Jersey, and this publication are supported by a grant from the New Jersey Department of Health and Senior Services (NJDHSS), with funds provided by the U.S. Centers for Disease Control and Prevention (USCDCP) under Cooperative Agreement 5U59EH000206-3. Its contents are solely the responsibility of the authors and do not necessarily represent the official views of the NJDHSS or the USCDCP. Although this document has been funded wholly or in part by the United States Environmental Protection Agency under Agreement XA97256707-2 to the American Lung Association of New Jersey, it has not gone through the Agency's publications review process and therefore, may not necessarily reflect the views of the Agency and no official endorsement should be inferred. Information in this publication is not intended to diagnose health problems or take the place of medical advice. For asthma or any medical condition, seek medical advice from your child's or your health care professional.

# Asthma Treatment Plan

(This asthma action plan meets NJ Law N.J.S.A. 18A:40-12.8) (Physician's Orders)

The Pediatric/Adult  
Asthma Coalition  
of New Jersey  
Your Pathway to Asthma Control  
PACU approved Plan available at  
www.pacnj.org

Sponsored by  
AMERICAN  
LUNG  
ASSOCIATION.  
IN NEW JERSEY



(Please Print)

Name		Date of Birth	Effective Date
Doctor	Parent/Guardian (if applicable)		Emergency Contact
Phone	Phone		Phone

## HEALTHY



You have all of these:

- Breathing is good
- No cough or wheeze
- Sleep through the night
- Can work, exercise, and play

And/or Peak flow above \_\_\_\_\_

Take daily medicine(s). Some metered dose inhalers may be more effective with a "spacer" - use if directed

MEDICINE	HOW MUCH to take and HOW OFTEN to take it
<input type="checkbox"/> Advair® <input type="checkbox"/> 100, <input type="checkbox"/> 250, <input type="checkbox"/> 500	_____ 1 inhalation twice a day
<input type="checkbox"/> Advair® HFA <input type="checkbox"/> 45, <input type="checkbox"/> 115, <input type="checkbox"/> 230	_____ 2 puffs MDI twice a day
<input type="checkbox"/> Alvesco® <input type="checkbox"/> 80, <input type="checkbox"/> 160	_____ <input type="checkbox"/> 1, <input type="checkbox"/> 2 puffs MDI twice a day
<input type="checkbox"/> Asmanex® Twisthaler® <input type="checkbox"/> 110, <input type="checkbox"/> 220	_____ <input type="checkbox"/> 1, <input type="checkbox"/> 2 inhalations <input type="checkbox"/> once or <input type="checkbox"/> twice a day
<input type="checkbox"/> Flovent® <input type="checkbox"/> 44, <input type="checkbox"/> 110, <input type="checkbox"/> 220	_____ 2 puffs MDI twice a day
<input type="checkbox"/> Flovent® Diskus® <input type="checkbox"/> 50 <input type="checkbox"/> 100 <input type="checkbox"/> 250	_____ 1 inhalation twice a day
<input type="checkbox"/> Pulmicort Flexhaler® <input type="checkbox"/> 90, <input type="checkbox"/> 180	_____ <input type="checkbox"/> 1, <input type="checkbox"/> 2 inhalations <input type="checkbox"/> once or <input type="checkbox"/> twice a day
<input type="checkbox"/> Pulmicort Respules® <input type="checkbox"/> 0.25, <input type="checkbox"/> 0.5, <input type="checkbox"/> 1.0	_____ 1 unit nebulized <input type="checkbox"/> once or <input type="checkbox"/> twice a day
<input type="checkbox"/> Qvar® <input type="checkbox"/> 40, <input type="checkbox"/> 80	_____ <input type="checkbox"/> 1, <input type="checkbox"/> 2 puffs MDI twice a day
<input type="checkbox"/> Singulair <input type="checkbox"/> 4, <input type="checkbox"/> 5, <input type="checkbox"/> 10 mg	_____ 1 tablet daily
<input type="checkbox"/> Symbicort® <input type="checkbox"/> 80, <input type="checkbox"/> 160	_____ <input type="checkbox"/> 1, <input type="checkbox"/> 2 puffs MDI twice a day
<input type="checkbox"/> Other	
<input type="checkbox"/> None	

Remember to rinse your mouth after taking inhaled medicine.

If exercise triggers your asthma, take this medicine \_\_\_\_\_ minutes before exercise.

## CAUTION



You have any of these:

- Exposure to known trigger
- Cough
- Mild wheeze
- Tight chest
- Coughing at night
- Other: \_\_\_\_\_

And/or Peak flow from \_\_\_\_\_ to \_\_\_\_\_

Continue daily medicine(s) and add fast-acting medicine(s).

MEDICINE	HOW MUCH to take and HOW OFTEN to take it
<input type="checkbox"/> Accuneb® <input type="checkbox"/> 0.63, <input type="checkbox"/> 1.25 mg	_____ 1 unit nebulized every 4 hours as needed
<input type="checkbox"/> Albuterol <input type="checkbox"/> 1.25, <input type="checkbox"/> 2.5 mg	_____ 1 unit nebulized every 4 hours as needed
<input type="checkbox"/> Albuterol <input type="checkbox"/> Pro-Air <input type="checkbox"/> Proventil®	_____ 2 puffs MDI every 4 hours as needed
<input type="checkbox"/> Ventolin® <input type="checkbox"/> Maxair <input type="checkbox"/> Xopenex®	_____ 2 puffs MDI every 4 hours as needed
<input type="checkbox"/> Xopenex® <input type="checkbox"/> 0.31, <input type="checkbox"/> 0.63, <input type="checkbox"/> 1.25 mg	_____ 1 unit nebulized every 4 hours as needed
<input type="checkbox"/> Increase the dose of, or add:	
<input type="checkbox"/> Other	

➡ If fast-acting medicine is needed more than 2 times a week, except before exercise, then call your doctor.

## EMERGENCY



Your asthma is getting worse fast:

- Fast-acting medicine did not help within 15-20 minutes
- Breathing is hard and fast
- Nose opens wide
- Ribs show
- Trouble walking and talking
- Lips blue • Fingernails blue

And/or Peak flow below \_\_\_\_\_

Take these medicines NOW and call 911.  
**Asthma can be a life-threatening illness. Do not wait!**

<input type="checkbox"/> Accuneb® <input type="checkbox"/> 0.63, <input type="checkbox"/> 1.25 mg	_____ 1 unit nebulized every 20 minutes
<input type="checkbox"/> Albuterol <input type="checkbox"/> 1.25, <input type="checkbox"/> 2.5 mg	_____ 1 unit nebulized every 20 minutes
<input type="checkbox"/> Albuterol <input type="checkbox"/> Pro-Air <input type="checkbox"/> Proventil®	_____ 2 puffs MDI every 20 minutes
<input type="checkbox"/> Ventolin® <input type="checkbox"/> Maxair <input type="checkbox"/> Xopenex®	_____ 2 puffs MDI every 20 minutes
<input type="checkbox"/> Xopenex® <input type="checkbox"/> 0.31, <input type="checkbox"/> 0.63, <input type="checkbox"/> 1.25 mg	_____ 1 unit nebulized every 20 minutes
<input type="checkbox"/> Other	

- Triggers  
Check all items that trigger patient's asthma:
- Chalk dust
  - Cigarette Smoke & second hand smoke
  - Colds/Flu
  - Dust mites, dust, stuffed animals, carpet
  - Exercise
  - Mold
  - Ozone alert days
  - Pests - rodents & cockroaches
  - Pets - animal dander
  - Plants, flowers, cut grass, pollen
  - Strong odors, perfumes, cleaning products, scented products
  - Sudden temperature change
  - Wood Smoke
  - Foods: \_\_\_\_\_

This asthma treatment plan is meant to assist, not replace, the clinical decision-making required to meet individual patient needs.

The Pediatric/Adult Asthma Coalition of New Jersey, sponsored by the American Lung Association of New Jersey, and the past sponsor for supported by a grant from the New Jersey Department of Health and Senior Services (H000000000), with funds provided by the U.S. Centers for Disease Control and Prevention (5U49CE000000) under Cooperative Agreement 5U49CE000000-3. The coalition is solely the responsibility of the authors and does not necessarily represent the official views of the HHS/US or the CDC/PCP.

Although this document has been funded wholly or in part by the United States Environmental Protection Agency under Agreement Y02P766102-2 to the American Lung Association of New Jersey, it has not been peer reviewed by the Agency's public review process and therefore, may not necessarily reflect the views of the Agency and no official endorsement should be inferred.

REVISED MAY 2009  
Permission to reproduce blank form  
www.pacnj.org

### FOR MINORS ONLY:

- This student is capable and has been instructed in the proper method of self-administering of the non-nebulized inhaled medications named above in accordance with NJ Law.
- This student is not approved to self-medicate.

PHYSICIAN/APN/PA SIGNATURE \_\_\_\_\_ DATE \_\_\_\_\_

PARENT/GUARDIAN SIGNATURE \_\_\_\_\_

PHYSICIAN STAMP

Make a copy for patient and for physician file. For children under 18, send original to school nurse or child care provider.